


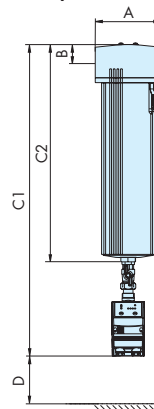
TECHNICAL DATA

Filter Model	Connection IN-OUT	Volume flow [m³/h]	Number of filter elements						Volume L	Weight kg	Classification acc. to PED 97/23/EG Category
				A	B	C1	C2	D			
S040	3/8"	35	1	75	24	381	180	150	0.32	0.75	-
S050	1/2"	65	1	75	24	411	210	150	0.37	0.85	-
S055	1/2"	100	1	75	24	466	265	150	0.44	1.2	-
S075	3/4"	150	1	100	28	489	280	150	1.03	1.7	-
M010	1"	200	1	100	28	559	350	150	1.22	2.1	-
M012	1"	250	1	100	28	594	385	150	1.41	2.2	-
M015	1 1/2"	320	1	146	37	574.5	365.5	160	2.92	4.1	-
M018	1 1/2"	420	1	146	37	627.5	418.5	160	3.42	4.5	1
M020	2"	600	1	146	37	677.5	468.5	160	3.92	5.1	1
M022	2"	780	1	146	37	774.5	565.5	160	5.02	6.1	1
M023	2"	1020	1	146	37	892.5	683.5	160	5.7	7.1	1
M025	2 1/2"	1300	1	260	57	880	671	200	16	19.9	2
M027	2 1/2"	1620	1	260	57	984	775	200	18	22.6	2
M030	3"	1940	1	260	57	1104	895	200	22	25.9	2
M032	3"	2400	1	260	57	1254	1045	200	24	29.9	2

Flanged filters are available for volume flows from 1420 up to 36920 m³/min., with connection sizes from DN 80 to DN 300.

Specifications of filter housings (model S040 to M032):

- Flow optimised housing made of seawater resistant aluminium
- Highly corrosion resistant, completely anodised
- Powder paint finish outside
- Max. operating pressure 16 bar
- Filter type C, G, F, S are equipped with BEKOMAT 20 FM (incl. filter time management and potential free contact) as standard or with a float drain
- Filter type A only with manual drain valve
- Scaled dP-gauge available on request



In the case of a different operating pressure, the above volumetric flow should be multiplied by the relevant correction factor:

Operating pressure bar	0.3	0.6	1	2	3	4	5	6	7	8	9	10	11	12	13	14	15	16
Correction factor	0.21	0.29	0.38	0.53	0.65	0.76	0.84	0.92	1	1.07	1.13	1.19	1.25	1.31	1.36	1.41	1.46	1.51

Specification of filter elements:

- Corrosion resistant end caps
- Stainless steel support sleeve
- Coarse fleece
- 6 layers of filter media
- Coarse drainage layer
- 2. stainless steel support sleeves
- Fine needlefelt drainage layer
- High chemical and thermal resistance

Quality classification according to DIN ISO 8573.1

Max. oil carryover						
0.01 mg/m³ Class 1						A S
0.1 mg/m³ Class 2					F	
1 mg/m³ Class 3						
5 mg/m³ Class 4				G		
25 mg/m³ Class 5	C					
	25 µm Class 5	15 µm Class 4	5 µm Class 3	1 µm Class 2	0.1 µm Class 1	Particle filtration

Filtration grade

- C = Coarse filter
- G = general purpose filter
- F = Fine filter
- S = Super fine filter
- A = Activated carbon filter

Subject to technical changes without prior notice, errors not excluded.
XP CL00 002 GB Edition: 03.02




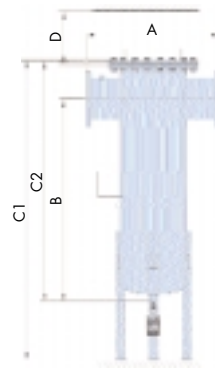
TECHNICAL DATA

Filter model	Connection	Volumetric flow	Number of filter elements	Dimension					Volume	Weight
		[m³/h]		A	B	C1	C2	D	L	kg
L080	DN 80	1420	1	490	975	1415	1115	830	22	56
L100	DN 100	2840	2	540	1000	1462	1162	830	40	59
L102	DN 100	4260	3	600	1010	1474	1174	830	63	83
L150	DN 150	5680	4	600	1035	1524	1224	830	66	98
L156	DN 150	9940	7	650	1050	1534	1234	830	95	105
L200	DN 200	11360	8	710	1080	1594	1294	830	120	134
L204	DN 200	14200	10	770	1090	1604	1304	830	160	171
L254	DN 250	19880	14	880	1145	1691	1391	830	265	250
L306	DN 300	31240	22	990	1195	1771	1471	830	407	352

Screwed filters with connections from 3/8" to 3" are available for volumetric flows from 35 to 2400 m³/h.

Specifications of filter housings (models L080 to L360):

- Housing tested according to DGRL97/23/AD2000
- Flow-optimised carbon steel housing
- Inside and outside fully coated
- Stainless steel distributor plate for seating filter elements
- Max. operating pressure 10 bar (16 bar as an option)
- Filters type C, G, F, S with BEKOMAT Vario 20 FM as a standard (with filter time management and potential-free contact)
- Filter type A only with hand-operated drain
- Graduated differential-pressure indicator (optional)



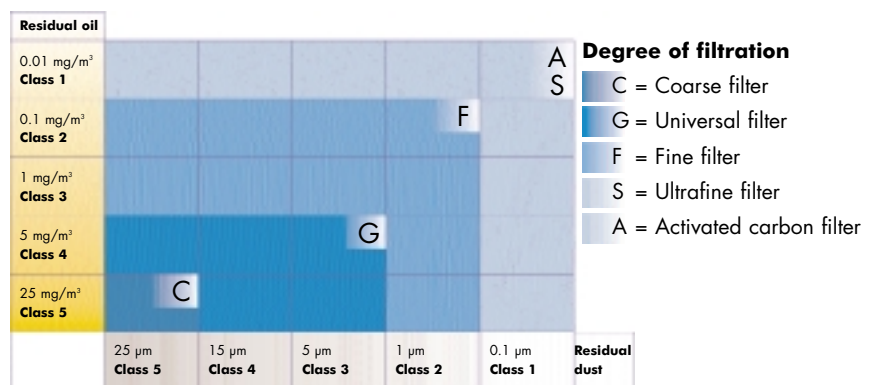
In the case of a different operating pressure, please multiply the above volumetric flow by the relevant correction factor.

Operating pressure bar	0.3	0.6	1	2	3	4	5	6	7	8	9	10	11	12	13	14	15	16
Correction factor	0.21	0.29	0.38	0.53	0.65	0.76	0.84	0.92	1	1.07	1.13	1.19	1.25	1.31	1.36	1.41	1.46	1.51

Specifications of filter elements

- Non-corroding end caps
- Stainless steel support cylinder
- Coarse fleece
- 6-layer filter medium
- Coarse drainage layer
- Needlefelt layer for fine drainage
- Chemically and thermally highly resistant
- Sturdy tie rods

Quality classes according to DIN ISO 8573.1



Subject to technical changes without prior notice, errors not excluded.
 XP CL00 003 GB Edition: 09.02



TECHNICAL DATA


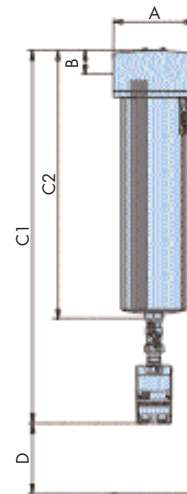
Filter Model	Connection	Volumetric flow m ³ /h	Dimensions					Volume L	Weight kg	Classification acc. to PED 97/23/EG
	IN-OUT		A	B	C1	C2	D			Category
S040W	3/8"	35	75	24	381	180	150	0.32	0.75	-
S050W	1/2"	100	75	24	411	210	150	0.37	0.85	-
S075W	3/4"	150	100	28	489	280	150	1.03	1.7	-
M010W	1"	250	100	28	559	350	150	1.22	2.1	-
M015W	1 1/2"	420	146	37	574.5	365.5	160	2.92	4.1	-
M020W	2"	1020	146	37	677.5	468.5	160	3.92	5.1	1
M025W	2 1/2"	1620	260	57	880	671	200	16	19.9	2
M030W	3"	2400	260	57	1104	895	200	22	25.9	2

Flanged filters with connections rated between DN 65 and DN 300 are obtainable for volumetric flows from 1,420 to 31,240 m³/h.

Further information is available on request

Specifications of the water separator (models S040W to M030W):

- Flow-optimized housing made of seawater-resistant aluminum
- High-grade corrosion protection through full anodisation
- Additional, external powder coat
- Maximum operational overpressure of 16 bar
- Standard version includes a **BEKOMAT 20®** condensate drain or float drain
- Differential pressure <0.05 bar



If there is a difference in operational pressure, the volumetric flow specified above needs to be multiplied by the relevant correction factor:

Operational pressure (bar)	0.3	0.6	1	2	3	4	5	6	7	8	9	10	11	12	13	14	15	16
Correction factor	0.21	0.29	0.38	0.53	0.65	0.76	0.84	0.92	1	1.07	1.13	1.19	1.25	1.31	1.36	1.41	1.46	1.51

Subject to technical changes, all specifications do not represent product features in terms of BGB.

XP CLWS 001 GB

Edition: February 2003

